



1303 S. Shelby St.
 Louisville, Ky 40217
 502-635-6778
 800-745-6718

Doctor: _____

Patient: _____

Address: _____

Age: _____ Sex: _____

City/State/Zip: _____

Date Sent: _____

Phone: _____

Deliver by 5pm on: _____

Material Choices

Porcelain to Metal

- Base
- Noble
- High Noble
- Economy Base
- Economy Noble
- Porcelain Butt Margin
- Metal Occlusal/Lingual
- Design for RPD/Under RPD

Shade: _____

Full Metal

- Full Cast Crown (Base)
- Full Cast Crown Noble (White)
- Full Cast Crown Noble (Yellow)
- Full Cast Crown High Noble (Yellow)

Metal-Free

- e.max
- Empress Esthetic
- Provisionals (Radica)
- Zirconia: Crystal
- Full Zirconia: Diamond
- Full Zirconia: Zirlux

Dentures and Partial

- Cast Framework
- Complete Denture
- Eclipse Denture
- Acrylic Partial
- DuraFlex (Flexible Partial)
- Thermoelastic Process
- Heat & Seat (Biteguard)
- Repair/Reline

Mold and Shade: _____

Try-In Date: _____

Finish Date: _____


Please Send:

- Rx Forms
- Mailing Boxes
- Esthetic Communication Worksheets
- Other _____

Metal Design



Pontic Design

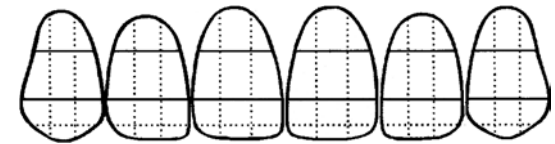
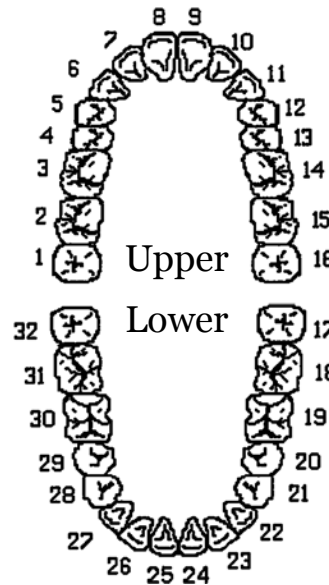


Occlusal Tight:
 OK to Trim? Yes No

Ridge Relief:
 None Slight
 Medium Heavy

Special Instructions

Tooth #: _____



Quality = Consistency, Service and Value

Dr. Signature _____ Lic. # _____